

Life Is On

Schneider
Electric



K60 Circuit Breakers

The affordable way to stay safe
from electrocution and electrical overloads

schneider-electric.com/sg

Overview

K60 Circuit Breaker Technical Specification




General contents

Overview
 K60 Circuit Breaker Technical Specification.....3

Circuit protection
 K60 Biconnect Circuit Breakers.....4
 K60N Biconnect Circuit Breakers.....6
 K60H Biconnect Circuit Breakers.....7

Earth leakage protection
 ID K Biconnect residual current circuit breakers.....8


		MCB				RCCB	
K60 Circuit Breaker		K60N		K60H		ID K	
Number of poles		1	2-3-4	1	2-3-4	2	4
Electrical characteristics							
Rated current (A)	I_n	6-63		6-63		25 - 63	40 - 63
Rated Insulation Voltage (V)	U_i	440		440		440	
Maximum operational voltage (V)	U_e AC 50/60 Hz	230	400	230	400	240	415
Fast closing		■		■		■	
Suitability for isolation		■		■		■	
AC breaking capacity							
IEC 60898 (EN 60898)	I_{cn} (A) 230/400 V	6000		10000		Equal to K60	
	I_{cs} (%of I_{cn})	100%	100%	75%	75%	-	-
Trip units (non adjustable)							
Curve type		B ($I_m = 3$ to $5 I_n$)	■		■		-
		C ($I_m = 5$ to $10 I_n$)	■		■		-
		D ($I_m = 10$ to $14 I_n$)	-		-		-
Earth leakage protection							
Integrated		-		-		■	
Sensitivity type (mA)	 AC	-		-		■	
Electrical auxiliaries							
Auxiliary and alarm switches (OF-SD)		-		-		-	
Shunt trip (MX); undervoltage release (MN)		-		-		-	
Emergency stop opening switch (MNx)		-		-		-	
Voltage threshold release (MSU)		-		-		-	
Connection							
Cable maxi capacity (mm ²)	Flexible	16(≤20A)	25 (>20A)	16(≤20A)	25 (>20A)	25	
	Rigid	16(≤20A)	25 (>20A)	16(≤20A)	25 (>20A)	35	
Installation							
Dimensions (mm)	W	18 per pole				36	72
	D x H	74 x 81				68 x 81	

Circuit protection

K60 Biconnect circuit breakers


- Fast closing independent of the speed of actuation of the toggle.

- Reinforced cable pull-out strength: serrated terminals





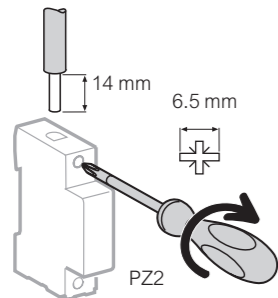
- Padlocking device**
- Padlocking possible for work to be carried out on live parts

- Connection**
- Downstream by Biconnect comb busbar
 - Upstream/downstream by tunnel terminals



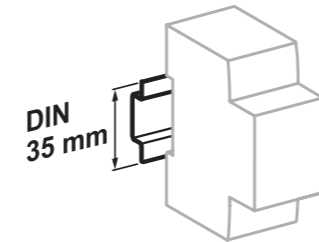
Connection

Common characteristics			
Type	K60 Biconnect		
Rating	6 to 20 A	32 to 63 A	
Tightening torque	2 N.m	3.5 N.m	
Copper cables			
Rigid		0.5 to 25 mm ²	0.5 to 35 mm ²
Flexible or with ferrule		0.5 to 16 mm ²	0.5 to 25 mm ²

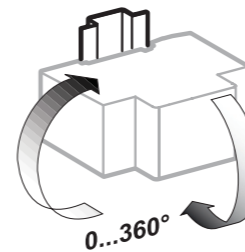


Circuit protection

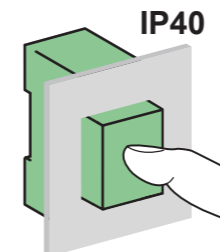
K60 Biconnect circuit breakers



Clip on DIN rail 35 mm.



Indifferent position of installation.



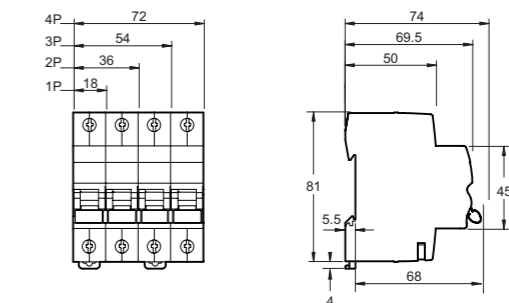
Technical Data

Main characteristics		K60N	K60H
Insulation voltage (Ui)	Phase-to-phase	440 V AC	
	Phase-to-neutral	230 V AC	
Voltage rating (Ue)	Phase-to-phase	400 V AC	
	B curve	3 to 5 In	■
Magnetic tripping	C curve	5 to 10 In	■
	According to EN 60898-1		
Limitation class	3		
Rated breaking capacity (Icn)	6000 A	10000 A	
Service breaking capacity (Ics)	100 % of Icn	75 % of Icn	
Rated breaking and making capacity on a single pole (Icn1)	Icn1 = Icn		
Additional characteristics			
Degree of protection (IEC 60529)	Device in modular enclosure	IP40 Insulation class II	
Endurance (O-C)	Electrical	>20 A	20,000 cycles
		<32 A	10,000 cycles
	Mechanical	20,000 cycles	
Operating temperature	-5°C to +55°C		
Storage temperature	-25°C to +85°C		
Tropicalization (IEC 60068-1)	Treatment 2 (relative humidity 95% at 55°C)		

Weight (g)

Circuit-breaker				
Type	1P	2P	3P	4P
K60 Biconnect	120	240	360	480

Dimensions (mm)



Circuit protection

K60N Biconnect circuit breakers



IEC/EN 60898-1

K60N Biconnect circuit breakers are circuit breakers which combine the following functions:

- Circuit protection against short-circuit currents
- Circuit protection against overload currents
- Disconnection, opening and closing

K60N Biconnect circuit breaker 50/60 Hz

Breaking capacity in short circuit (I_{cn}) as per IEC/EN 60898-1

Ph/Ph	400 V
Ph/N	230 V
Rating (I _n)	6 to 63 A 6000 A

Service breaking capacity (I_{cs})

100 % of I_{cn}

Product Reference

K60N Biconnect circuit breaker								
Type	1P	2P	3P	4P				
Auxiliaries	Without auxiliaries	Without auxiliaries	Without auxiliaries	Without auxiliaries				
Rating (I _n)	Curve							
	B	C	B	C	B	C	B	C
6 A	A9K01106	A9K02106	A9K01206	A9K02206	A9K01306	A9K02306	A9K01406	A9K02406
10 A	A9K01110	A9K02110	A9K01210	A9K02210	A9K01310	A9K02310	A9K01410	A9K02410
16 A	A9K01116	A9K02116	A9K01216	A9K02216	A9K01316	A9K02316	A9K01416	A9K02416
20 A	A9K01120	A9K02120	A9K01220	A9K02220	A9K01320	A9K02320	A9K01420	A9K02420
32 A	A9K01132	A9K02132	A9K01232	A9K02232	A9K01332	A9K02332	A9K01432	A9K02432
40 A	A9K01140	A9K02140	A9K01240	A9K02240	A9K01340	A9K02340	A9K01440	A9K02440
50 A	A9K01150	A9K02150	A9K01250	A9K02250	A9K01350	A9K02350	A9K01450	A9K02450
63 A	A9K01163	A9K02163	A9K01263	A9K02263	A9K01363	A9K02363	A9K01463	A9K02463
Width in 9-mm modules	2		4		6		8	
Accessories	Padlocking device cat. no. 26970							

Circuit protection

K60H Biconnect circuit breakers



IEC/EN 60898-1

K60H Biconnect circuit breakers are circuit breakers which combine the following functions:

- Circuit protection against short-circuit currents
- Circuit protection against overload currents
- Disconnection, opening and closing

K60H Biconnect circuit breaker 50/60 Hz

Breaking capacity in short circuit (I_{cn}) as per IEC/EN 60898-1

Ph/Ph	400 V
Ph/N	230 V
Rating (I _n)	6 to 63 A 10000 A

Service breaking capacity (I_{cs})

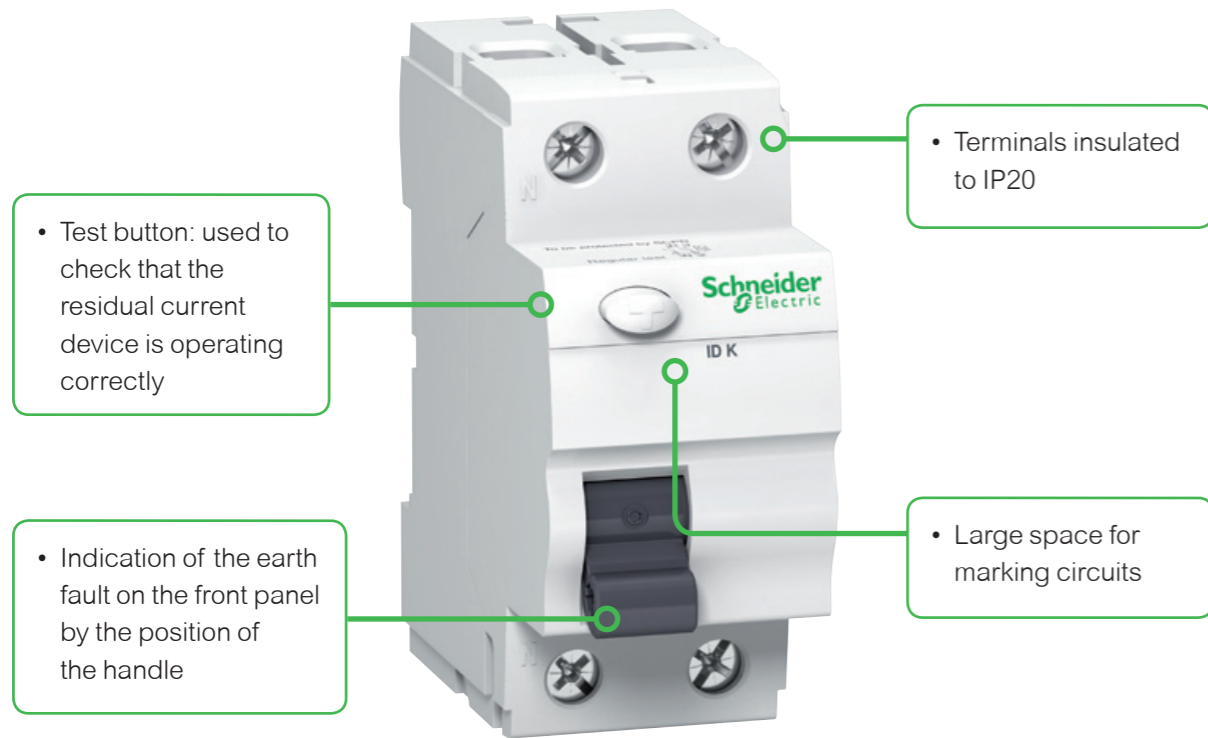
75 % of I_{cn}

Product Reference

K60H Biconnect circuit breaker								
Type	1P	2P	3P	4P				
Auxiliaries	Without auxiliaries	Without auxiliaries	Without auxiliaries	Without auxiliaries				
Rating (I _n)	Curve							
	B	C	B	C	B	C	B	C
6 A	A9K11106	A9K12106	A9K11206	A9K12206	A9K11306	A9K12306	A9K11406	A9K12406
10 A	A9K11110	A9K12110	A9K11210	A9K12210	A9K11310	A9K12310	A9K11410	A9K12410
16 A	A9K11116	A9K12116	A9K11216	A9K12216	A9K11316	A9K12316	A9K11416	A9K12416
20 A	A9K11120	A9K12120	A9K11220	A9K12220	A9K11320	A9K12320	A9K11420	A9K12420
32 A	A9K11132	A9K12132	A9K11232	A9K12232	A9K11332	A9K12332	A9K11432	A9K12432
40 A	A9K11140	A9K12140	A9K11240	A9K12240	A9K11340	A9K12340	A9K11440	A9K12440
50 A	A9K11150	A9K12150	A9K11250	A9K12250	A9K11350	A9K12350	A9K11450	A9K12450
63 A	A9K11163	A9K12163	A9K11263	A9K12263	A9K11363	A9K12363	A9K11463	A9K12463
Width in 9-mm modules	2		4		6		8	
Accessories	Padlocking device cat. no. 26970							

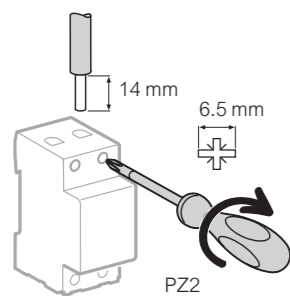
Earth leakage protection

ID K Biconnect residual current circuit breakers



Connection

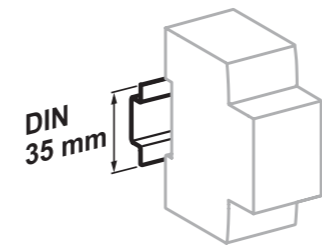
- Downstream by Biconnect comb busbar
- Upstream/downstream by tunnel terminals



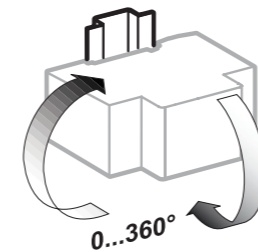
Common characteristics	
Type	IDK Biconnect
Tightening torque	3.5 N.m
Copper cables	
Rigid	1 to 35 mm ²
Flexible or with ferrule	1 to 25 mm ²

Earth leakage protection

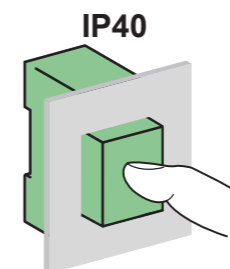
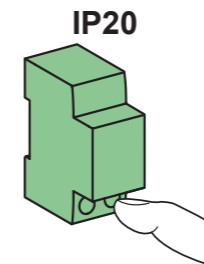
ID K Biconnect residual current circuit breakers



Clip on DIN rail 35 mm.



Indifferent position of installation.



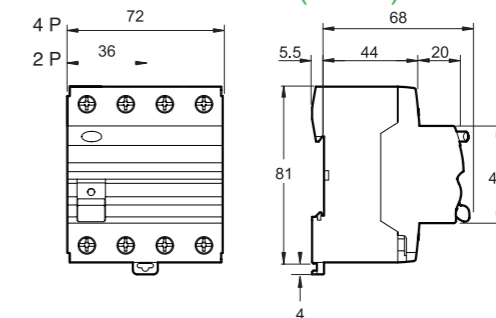
Technical Data

Main characteristics		
Insulation voltage (Ui)		440 V
Degree of pollution		2
Rated impulse withstand voltage (Uimp)		4 kV
Making and breaking capacity (Im/I m Lc)	25 - 40 A	500 A
	63 A	630 A
Impulse current withstand (8/20 μs) without dripping		Up to 200 A
Conditional rated short-circuit current (Im/I m Lc)	With circuit break	6000 A
	With fuse	4500 A
Behaviour in case of voltage drop		Residual current protection down to 0 V according to IEC/EN 61008-1 § 3.3.4
Additional characteristics		
Degree of protection	Device only	IP20
	Device in modular enclosure	IP40 Insulation class II
Endurance (O-C)	Electrical	4000 cycles (AC1)
	Mechanical	5000 cycles
Operating temperature	AC type	-5°C to +55°C
Storage temperature		-25°C to +85°C
Tropicalization (IEC 60068-1)		Treatment 2 (relative humidity 95% at 55°C)

Weight (g)

Residual current circuit breakers		
Type	2P	4P
ID K Biconnect	180	350

Dimensions (mm)



Earth leakage protection

ID K Biconnect residual current circuit breakers



IEC/EN 61008-1


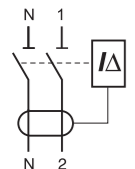
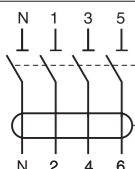
The ID K Biconnect residual current circuit breakers offer the following functions:

- Protection of persons against electric shock by direct contact (30 mA)
- Protection of persons against electric shock by indirect contact (> 100 mA)
- Protection of installations against the risks of fire (300 mA)



Product Reference

ID K Biconnect residual current circuit breakers

Type	AC 			Width in 9 mm modules		
2P 	Sensitivity	30 mA	100 mA	300 mA	4	
	Rating	25 A	A9KR13225S	-		A9KR16225
		63 A	A9KR13263S	A9KR15263		A9KR16263
4P 	Sensitivity				8	
	Rating	40 A	A9KR13440S	A9KR15440		A9KR16440
		63 A	A9KR13463S	A9KR15463		A9KR16463
Operating voltage (Ue)	2P	230 V				
	4P	415 V				
Operating frequency	50 Hz					



About Schneider Electric

Schneider Electric is the global specialist in energy management and automation. With revenues of ~€27 billion in FY2015, our 160,000+ employees serve customers in over 100 countries, helping them to manage their energy and process in ways that are safe, reliable, efficient and sustainable. From the simplest of switches to complex operational systems, our technology, software and services improve the way our customers manage and automate their operations. Our connected technologies reshape industries, transform cities and enrich lives.

At Schneider Electric, we call this **Life Is On.**

Life Is On

Schneider
Electric

Schneider Electric

10 Ang Mo Kio Street 65
#02-17/20 TechPoint
Singapore 569 059
Phone: +65 6484 7877

www.schneider-electric.com/sg

April 2016

©2016 Schneider Electric. All Rights Reserved.

All trademarks are owned by Schneider Electric SE, its subsidiaries and affiliated companies.